



TBR TIRE

MADE IN THAILAND

CATALOGUE 2026

MADE IN THAILAND

INTRODUCTION



With rapid growth for more than 13 years, LANDSPIDER GROUP has become one of the most professional tire suppliers. Our global marketing network covers over 150 countries and regions with a total turnover of 350 million US Dollars during year 2022, and aiming for 400 million Dollars in year 2023.

- Quality tires from Thailand produced by advanced equipment with high level of services;
- Experienced professionals with deep knowledge and understanding of your needs;
- Convenient logistic solutions available;
- All the certificates in compliance with EU regulations.

CONTENTS

WWW.LANDSPIDERTIRE.COM



01

LONGTRAXX AP600



05

LONGTRAXX AP300



09

LONGTRAXX HT700



13

LONGTRAXX MS300



17

LONGTRAXX DR330



03

LONGTRAXX DR660



07

LONGTRAXX DR660+



11


LONGTRAXX HT900



15

LONGTRAXX MT770

LONGTRAXX AP600



○ Standard Wheel ○ Permitted Wheel ⊗ Prohibited Wheel



M+S

SIZE DESCRIPTION	PR	LOAD/SPEED INDEX	TREAD DEPTH (MM 1/32")	EU-LABELLING		
				RR	WG	NOISE
215/75R17.5	14	128/126M	12.5 15.7	D	B	A
*215/75R17.5	16	135/133K	12.5 15.7	D	B	A
235/75R17.5	16	132/130M	12.5 15.7	D	B	A
*235/75R17.5	18	143/141K	12.5 15.7	D	B	A
245/70R19.5	16	136/134M	14.0 17.6	D	B	A
11R22.5	16	148/145M	14.5 18.3	C	B	A
295/60R22.5	18	150/147K	15.5 19.5	C	B	A
295/80R22.5	18	154/149M	14.5 18.3	C	B	A
315/60R22.5	20	154/148L	13.5 17.0	C	B	A
315/70R22.5	20	154/151M(156/150M)	15.0 18.9	C	B	A
315/80R22.5	20	157/154L	14.5 18.3	C	B	A
385/65R22.5	20	160K(158L)	15.5	D	B	B
385/65R22.5	24	164K	15.5	D	B	B

*NEW AVAILABLE

• Multi Kerf Design

Better traction, increased mileage, controlled tearing and wearing with less irregular wear.



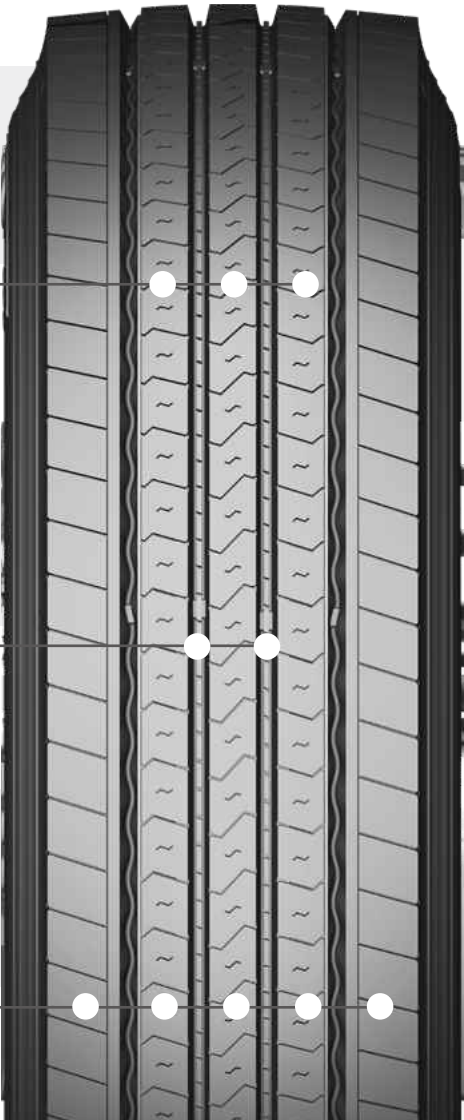
• Stone Ejector

Stone ejectors ensure grooves are kept clear at all times by using an additional rubber material to force unwanted debris out.




• Wide Tread and Shoulder Design

Longer mileage and better handling performance.



LONGTRAXX DR660



Standard Wheel Permitted Wheel Prohibited Wheel




M+S

SIZE DESCRIPTION	PR	LOAD/SPEED INDEX	TREAD DEPTH (mm 1/32")	EU-LABELLING		
				RR	WG	NOISE
215/75R17.5	14	128/126M	15.0 19.0	E	C	B
235/75R17.5	16	132/130M	15.5 19.5	E	C	B
245/70R19.5	16	136/134M	15.5 19.5	E	C	B
11R22.5	16	148/145M	20.0 25.2	D	C	B
295/60R22.5	18	150/147K	20.5 25.8	D	C	B
295/80R22.5	18	154/149M	20.0 25.2	D	C	B
315/60R22.5	20	154/148L	20.5 25.8	D	C	B
315/70R22.5	20	154/151M(156/150M)	18.5 23.3	D	C	B
315/80R22.5	20	157/154L	20.5 25.8	D	C	B

• Zigzag Traction Grooves and Optimized Multi-angular Sipes

Improved traction and braking performance through expansion of 3 zigzag grooves. The unique sipe design prevents chipping and cutting.




• Combination Structure of Rib and 6 Angle Block Pattern

Improves grip with better traction, increases mileage and enhances handling performance.




• Fine Kerfs Design

Fine kerfs design controls tearing and wearing of hidden grooves and help keep good traction during whole life.



LONGTRAXX AP300



○ Standard Wheel ○ Permitted Wheel ⊗ Prohibited Wheel



M+S

SIZE DESCRIPTION	PR	LOAD/SPEED INDEX	TREAD DEPTH (mm 1/32")	EU-LABELLING		
				RR	WG	NOISE
*315/80R22.5	22	160/157L	15.0 18.9	C	B	B
*385/65R22.5	24	164K	15.5 19.5	C	B	B

*AVAILABLE 2026

- Multi Kerf Design


Better traction, increased mileage, controlled tearing and wearing with less irregular wear.

- Wide Tread and Shoulder Design

Longer mileage and better handling performance.



LONGTRAXX DR660+



Standard Wheel Permitted Wheel Prohibited Wheel




M+S


SIZE DESCRIPTION	PR	LOAD/SPEED INDEX	TREAD DEPTH (mm 1/32")	EU-LABELLING		
				RR	WG	NOISE
*315/80R22.5	22	160/157L	20.5 25.8	D	C	B

*AVAILABLE 2026


- Wide Tread and Shoulder Design
Longer mileage and better handling performance.




- Combination Structure of Rib and 6 Angle Block Pattern
Improves grip with better traction, increases mileage and enhances handling performance.



- Zigzag Traction Grooves and Optimized Multi-angular Sipes
Improved traction and braking performance through expansion of 3 zigzag grooves. The unique sipe design prevents chipping and cutting.



LONGTRAXX HT700



Standard Wheel Permitted Wheel Prohibited Wheel




M+S

SIZE DESCRIPTION	PR	LOAD/SPEED INDEX	TREAD DEPTH (mm 1/32")	EU-LABELLING		
				RR	WG	NOISE
385/55R22.5	20	160K	15.0 18.9	B	B	B
385/65R22.5	20	160K(158L)	15.5 19.5	B	B	B
385/65R22.5	24	164K	15.5 19.5	B	B	B

• Optimal Waved Grooves

Adoption of optimal waved grooves for maximum stability and better water dispersal. unique sipe design prevents chipping and cutting.




• Kerfs Design

Full-depth kerfs offer exceptional traction throughout the usable life of the tire. blocks, thereby improving durability.



• Wide Shoulder Rib

Adoption of wider tread provides maximum wear resistance and longer mileage.



LONGTRAXX HT900



Standard Wheel



Permitted Wheel

Prohibited Wheel




M+S

SIZE DESCRIPTION	PR	LOAD/SPEED INDEX	TREAD DEPTH (mm 1/32")	EU-LABELLING		
				RR	WG	NOISE
435/50R19.5	22	160J	13.5 17.0	C	A	B
445/45R19.5	22	160J	13.5 17.0	C	A	B

Multi Kerfs Design

The multi kerfs prevent irregular wear from external forces and provide a rib's stiffness.



Wide Shoulder Rib

Adoption of wider tread provides maximum wear resistance and longer mileage. The robust shoulder ribs provide driving stability and prevent irregular wear.



Optimal Linear Grooves

Adoption of 4 optimal linear grooves provides maximum stability, better water dispersal and low noise level.



LONGTRAXX MS300



 Standard Wheel

 Permitted Wheel

 Prohibited Wheel



M+S

SIZE DESCRIPTION	PR	LOAD/SPEED INDEX	TREAD DEPTH (mm 1/32")	EU-LABELLING		
				RR	WG	NOISE
11R22.5	16	146/143M	17.0 21.4	-	-	-
315/80R22.5	20	157/154L	16.5 20.8	D	B	A
13R22.5	20	156/153L	16.5 20.8	D	B	B

• Solid Center Block and Wider Shoulder Rib

Solid center block and wider shoulder ribs offer improved tread stiffness, leading to an increased mileage and rolling resistance.




• Semi Open Shoulder Rib

For excellent traction and wet grip.



• Zigzag Traction Grooves and Optimized Multi-angular Sipes

Improved traction and braking performance through expansion of 3 zigzag grooves. The unique sipe design prevents chipping and cutting.



LONGTRAXX MT770



 Standard Wheel

 Permitted Wheel

 Prohibited Wheel




SIZE DESCRIPTION	PR	LOAD/SPEED INDEX	TREAD DEPTH (mm 1/32")	EU-LABELLING		
				RR	WG	NOISE
385/55R22.5	20	160K	17.5 22.0	C	B	B
385/65R22.5	20	160K(158L)	16.5 20.8	C	B	B
385/65R22.5	24	164K	16.5 20.8	C	B	B
*445/65R22.5	20	169K	18.0 22.7	C	B	B

*AVAILABLE 2025.12

• Stone Ejector

Stone ejector rib in the middle of the grooves prevents stone drilling, chipping and cutting.



• Tie Bars Design

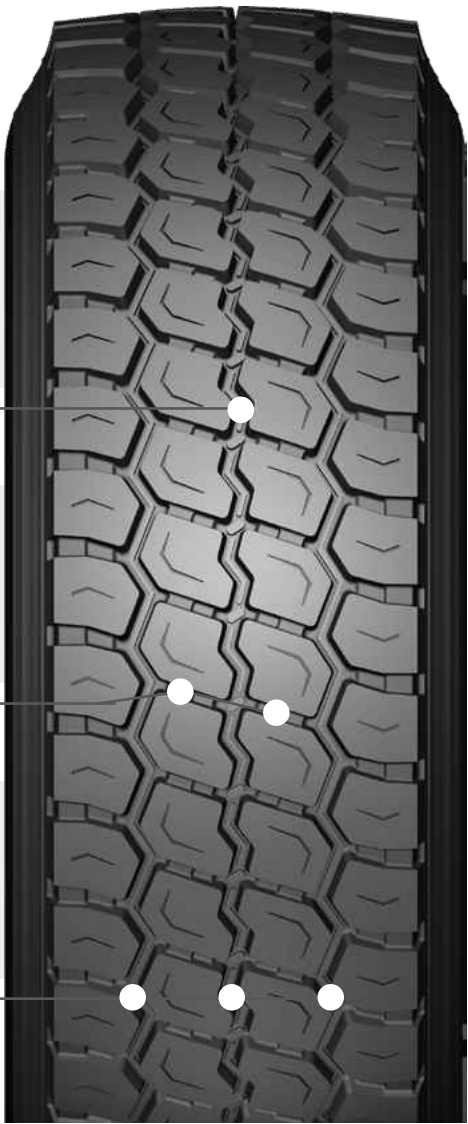
Tie bars between each block prevents irregular wear.



• Expanded Groove Width

Expanded groove width enhances traction performance.





- 15 -

- 16 -

LONGTRAXX DR330



 Standard Wheel

 Permitted Wheel

 Prohibited Wheel



M+S

SIZE DESCRIPTION	PR	LOAD/SPEED INDEX	TREAD DEPTH (mm 1/32")	EU-LABELLING		
				RR	WG	NOISE
11R22.5	16	148/145M	20.5 25.8	D	B	B
315/80R22.5	20	157/154L	20.5 25.8	D	B	B
13R22.5	20	156/153L	21.5 27.0	D	B	B

• Zigzag Traction Grooves and Optimized Multi-angular Sipes

Improved traction and braking performance through expansion of 3 zigzag grooves. The unique sipe design prevents chipping and cutting.




• Inter Block Tie-bar

The inter block tie-bar at the centre guarantees outstanding straight driving performance and impact dispersion for blocks, thereby improving durability.



• Combination Structure of Rib and 6 Angle Block Pattern

Improves grip with better traction, increases mileage and enhances handling performance.



LIMITED WARRANTY

LANDSPIDER GROUP warrants, subject to the terms, conditions, and limitations stated herein, tires it sells to be free from defects in materials and workmanship.

1. WHO IS COVERED BY THIS LIMITED WARRANTY?

- (1). You are the authorized distributors from LANDSPIDER GROUP.
- (2). Your tires bear the Department of Transportation prescribed tires identification numbers and are not branded "NA" (Not Adjustable) or "Blem" (Blemish).
- (3). Your tires have been used only on the vehicle on which they were originally installed according to the vehicle manufacturer's or tire manufacture's recommendations, and your tires were purchased within 3 years.

2. WHAT IS COVERED AND FOR HOW LONG?

LANDSPIDER GROUP warrants that if a tire becomes unserviceable due to an eligible adjustable conditions during the tread life (defined below) within 3 years from the original date of manufacture. The tire will be replaced by an equivalent new tire. A replacement charge may be required in order to obtain a replacement tire (as defined below). Or, a credit can be granted based on tread remaining.

3. REPLACEMENT CHARGE?

For tires being removed from service due to a defect in manufacture's workmanship or materials, but not within the first 2/32" wear, the replacement price will be calculated by multiplying the current selling price (or sale price if original invoice is available) by the percentage of original tread depth that has been worn from tire.

4. WHAT IS NOT COVERED?

This warranty does not cover tires that become unserviceable due to cuts, snag or punctures.

1. Conditions resulting from road hazards, such as impact damage, cuts, snag or punctures.
2. Conditions resulting from improper installation, wheel misalignment, or tire/wheel assembly imbalance.
3. Conditions or irregular wear resulting from consumer damage, such as improper tire and vehicle maintenance, misuse, abuse or accident.
4. Tires which have been repaired, retreaded, or reclaimed.
5. Tires worn beyond the Tread wear indicator.
6. Ride complaints after the first 25% tread wear.
7. Ozone or weather checking on tires over 3 years from the date of manufacture.

5. WHEN DOES THE WARRANTY END?

A tire has delivered its full original tread life and the new tire coverage of this warranty ends when the tread wear indicators become visible, or three (3) years from the date of original tire manufacture or new tire purchase date (without proof of purchase, date of manufacture will be used to determine age).

6. OBLIGATIONS

In order to be eligible for the limited Warranty Service, an Official Warranty Claim Form must be filled out and sent to LANDSPIDER GROUP along with DOT numbers and serial numbers cut off from the tire, pictures of the tire and of the adjustable condition visibly marked on the tire.

7. DISCLAIMER

This warranty, or any warranty stated or referred to herein, is exclusive and in lieu of any other warranty regarding the quality of tires, whether expressed or implied, and remedies for breach thereof shall be limited to those specifically provided herein.

8. REMARK

Proper vehicle and tire care is necessary to obtain the expected wear from a tire, it is your obligation to properly maintain your tires and the vehicle upon which they are mounted, including:

- (A) Operating your tires at the inflation pressure recommended by the vehicle manufacturer.
- (B) Keep your tire/wheel assemblies in balance.
- (C) Maintain proper wheel alignment.



ANYTIME EVERYWHERE

WWW.LANDSPIDERTIRE.COM